



Mandiri Indeks ETF LQ45

Indeks Fund

NAV/Unit IDR 871,74

Reporting Date

31 July 2025

Effective Statement

S-138/PM.02/2023

Effective Date

15 February 2023

Custodian Bank

Deutsche Bank AG

Inception Date

03 March 2023

AUM

IDR 10,90 Billion

Currency

Indonesian Rupiah (IDR)

Pricing Frequency

Daily

Minimum Initial Investment

1 creation unit on the primary market or 1 lot on the secondary market

Number of Offered Units

Minimum 10.000.000 (Ten Million) Participation Units not less than the amount equivalent to 10.000.000.000 (Ten Billion) Participation Units to maximum amount of 15.000.000.000 (Fifteen Billion) Participation Units

Management Fee

Max. 1,00% p.a

Custodian Fee

Max. 0,15% p.a

Subscription Fee

-

Redemption Fee

-

Switching Fee

-

ISIN Code

-

Bloomberg Code

XMLF:J


Benefits Of Mutual Fund

- Professional management
- Investment diversification
- Investment value growth potential
- Easy investment disbursement

Main Risk Factor

- Risk of Deteriorating Economic and Political Condition
- Risk of Default
- Risk of Liquidity
- Risk of Diminishing of NAV of each participation unit
- Risk of Dissolution and Liquidation Market Risk
- Risk of Adjustment of Securities Portfolio with Reference Index
- Risk Regarding the LQ45 Index

Investment Period



Risk Period



Description

ETF Fund investing in Equity with LQ45 stock in Long Term and categorized as High Risk. This Mutual fund's Portfolio carries various risks for investor.

Information on Mutual Fund Ownership

Confirmation letter for subscription, redemption and switching of mutual funds are valid legal proof of mutual fund ownership issued and delivered by the custodian bank. In case there is Securities Ownership (AKSES) facility, Participation Unit Holders could see Mutual Fund ownership through KSEI Akses web page, <https://akses.ksei.co.id>.

About Mandiri Investasi

PT Mandiri Manajemen Investasi (Mandiri Investasi) is a separate subsidiary of PT Mandiri Sekuritas established in October 26, 2004. PT Mandiri Sekuritas is Indonesia's leading investment bank and a subsidiary of PT Bank Mandiri (Persero) Tbk., the country's largest stateowned Bank. Mandiri Investasi and/or its predecessors have been managing investment portfolios since 1993, with Business License Number : No. Kep-11/PM/MI/2004. Mandiri Investasi is one of the Indonesia's largest domestic mutual fund, with total assets under management totaling Rp 44,15 Trillion (as of 31 July 2025).

Custodian Bank

Deutsche Bank AG Jakarta Branch has a license to operate as a custodian in the Capital Market based on BAPEPAM Chairman Decision No. Kep-07/PM/1994 dated January 19, 1994 and therefore registered and supervised by the Financial Services Authority (OJK).

Investment Objective

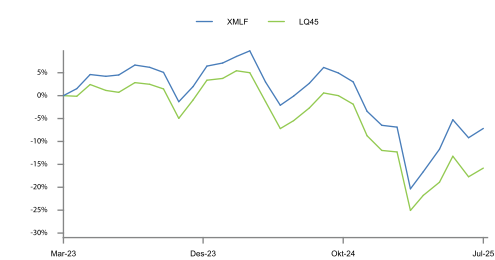
To provide investment returns equivalent to the performance of the LQ45 Index published by Indonesia Stock Exchange.

Investment Policy*

Equity Securities : Min. 80%
Money Market and/or Deposit : 0%-20%

*) Exclude cash and equivalent

Fund Performance



Top Holdings

(In Alphabetical Order)

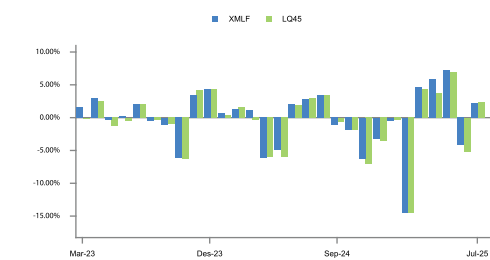
Amman Mineral Internasional	Equity	6,74%
Astra International Tbk.	Equity	5,72%
Bank Central Asia Tbk.	Equity	13,45%
Bank Mandiri (Persero) Tbk.	Equity	10,06%
Bank Negara Indonesia (Persero) Tbk.	Equity	3,62%
Bank Rakyat Indonesia (Persero) Tbk.	Equity	14,12%
Barito Pacific Tbk	Equity	4,14%
GoTo Gojek Tokopedia Tbk.	Equity	3,54%
Sumber Alfaria Trijaya Tbk.	Equity	2,52%
Telkom Indonesia (Persero) Tbk.	Equity	8,29%

Portfolio Allocation*

Equity : 98,72%
Deposit : 0,00%

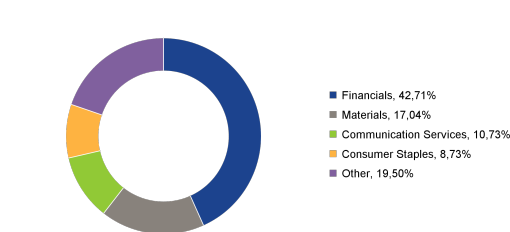
*) Exclude cash and equivalent

Monthly Return



Sector Allocation

(5 Biggest Sector)



Performance - 31 July 2025

	1 Month	3 Months	6 Months	1 Year	3 Years	5 Years	YTD	Since Inception
XMLF	: 2,23%	5,13%	-0,31%	-9,60%	n.a.	n.a.	-0,73%	-7,16%
Benchmark*	: 2,31%	3,80%	-4,02%	-13,49%	n.a.	n.a.	-4,38%	-15,81%

*LQ45

Highest Month

(May 2025)

7,28%

Lowest Month

(February 2025)

-14,47%

This Mutual fund had the highest performance of 7,28% in May 2025 and reached the lowest performance of -14,47% in February 2025.

Market Outlook

In July, JCI rose steadily, printing 9% growth since end of June. The rise was driven by exotic names, while traditional big caps such as banks have remain laggard. Foreign flow has improved compared to the end of June, but has not printed a net positive yet. Despite this, Indonesia has achieved several positive catalysts in the month, including rate cut, US tariff deal, and I-EU CEPA, all of which are believed to drive up the domestic index. The 25bps rate cut by BI came in time to support domestic growth, with a commitment to further boost domestic growth injecting the market with optimism. The new milestone of I-EU CEPA allows 80% of Indonesian goods to enjoy tariff-free access into the EU, with the agreement itself to be signed by September. Lastly, Indonesia has also concluded a deal with the US regarding its tariffs, obtaining a 19% rate from the previous 32%. As a result of all these factors, the market is expecting to see an improvement in Indonesian economy by the 2H25, in the form of improved purchasing power and increased utilisation rate of domestic companies. Purchasing power was driven even further by continued stimulus disbursed in July, amounting to approx. IDR24tn. The US deal also placed Indonesia in a more attractive light relative to peer countries, given that the only country to have a lower US tariff than Indonesia is Japan. Neighboring countries such as Malaysia and Vietnam are hit with 25% and 20% tariffs, and only the Philippines matches Indonesia at 19%.

DISCLAIMER

INVESTMENT IN MUTUAL FUND CONTAIN RISK. PRIOR TO INVESTING IN MUTUAL FUND, POTENTIAL INVESTOR MUST READ AND UNDERSTAND THE PROSPECTUS. PAST PERFORMANCE DOES NOT GUARANTEE / REFLECT THE FUTURE PERFORMANCE OF THE FUND. FINANCIAL SERVICE AUTHORITY (OJK) NEITHER GIVE ANY STATEMENT TO APPROVE OR REJECT THE SECURITIES NOR EXPRESS THE ACCURACY OR ADEQUACY OF THE CONTENTS OF MUTUAL FUND'S PROSPECTUS. ANY CONTRADICTION STATEMENT SHALL BE LEGAL BREACH. MUTUAL FUND IS A CAPITAL MARKET PRODUCT AND NOT A PRODUCT PUBLISHED BY SELLING AGENT/BANKS THE SELLING AGENT OF THE FUND SHALL NOT RESPONSIBLE FOR ANY CLAIM AND RISKS OF THE MANAGEMENT OF THE MUTUAL FUND'S PORTFOLIO BY INVESTMENT MANAGER. This product information summary does not replace the Mutual Fund Prospectus and prepared by PT Mandiri Manajemen Investasi only for information needs and does not constitute an offer to buy or sell. All information contained in this document is presented correctly. If necessary, investors are advised to seek professional opinion before making an investment decision. Past performance is not necessarily a guide to future performance and is not also an estimate made to give an indication regarding future performance or trends.

PT Mandiri Manajemen Investasi is licensed and supervised by the Indonesia Financial Services Authority (Otoritas Jasa Keuangan) and every product offering is conducted by officers who are registered and supervised by the Indonesia Financial Services Authority (Otoritas Jasa Keuangan)

PT Mandiri Manajemen Investasi

Menara Mandiri 2 Lantai 15, Jl. Jend. Sudirman Kav. 54-55
Jakarta 12190, Indonesia Call Center: (021) 526 3505



Mandiri investasi



Mandiri.investasi



Mandiri Investasi

Further information and Fund Prospectus can be accessed through our site www.mandiri-investasi.co.id

