



Mandiri Indeks FTSE Indonesia ESG (Class B)

Indeks Fund

NAV/Unit IDR 931,19

Reporting Date

31 July 2025

Effective Statement

S-1449/PM.21/2021

Effective Date

08 December 2021

Custodian Bank

Bank Citibank

Inception Date

08 August 2022

AUM

IDR 18,16 Billion

Total AUM Share Class

IDR 91,60 Billion

Currency

Indonesian Rupiah (IDR)

Pricing Frequency

Daily

Minimum Initial Investment

IDR 1.000.000.000

Number of Offered Units

3.000.000.000 (Three Billion)

Management Fee

Max. 1,2% p.a

Custodian Fee

Max. 0,15% p.a

Subscription Fee

Max. 2%

Redemption Fee

Max. 2%

Switching Fee

Max. 1%

ISIN Code

IDN000476801

Bloomberg Code

MANFIGB:IJ

Benefits Of Mutual Fund

- Professional management
- Investment diversification
- Investment value growth potential
- Easy investment disbursement

Main Risk Factor

- Risk of Deteriorating Economic and Political
- Risk of Default
- Risk of Liquidity
- Risk of Diminishing of NAV of each participation unit
- Risk of Dissolution and Liquidation Risk
- Risk of Adjustment of Securities Portfolio with Reference Index
- Risk Regarding the FTSE Indonesia ESG Index

Investment Period



Risk Period



Description

FTSE Fund investing in Equity with FTSE Indonesia ESG stock in Long Term and categorized as High Risk. This Mutual fund's Portfolio carries various risks for investor.

Information on Mutual Fund Ownership

Confirmation letter for subscription, redemption and switching of mutual funds are valid legal proof of mutual fund ownership issued and delivered by the custodian bank. In case there is Securities Ownership (AKSES) facility, Participation Unit Holders could see Mutual Fund ownership through KSEI Akses web page, <https://akses.ksei.co.id/>.

About Mandiri Investasi

PT Mandiri Manajemen Investasi (Mandiri Investasi) is a separate subsidiary of PT Mandiri Sekuritas established in October 26, 2004. PT Mandiri Sekuritas is Indonesia's leading investment bank and a subsidiary of PT Bank Mandiri (Persero) Tbk., the country's largest stateowned Bank. Mandiri Investasi and/or its predecessors have been managing investment portfolios since 1993, with Business License Number : No. Kep-11/PM/MI/2004. Mandiri Investasi is one of the Indonesia's largest domestic mutual fund, with total assets under management totaling Rp 44,15 Trillion (as of 31 July 2025).

Custodian Bank

Citibank, N.A. has received approval as a Custodian Bank in the Capital Markets sector based on the Decree of the Chairman of the Capital Market Supervisory Agency No. KEP-91/PM/1991 dated October 19, 1991, therefore registered with and supervised by the Financial Services Authority (OJK).

Investment Objective

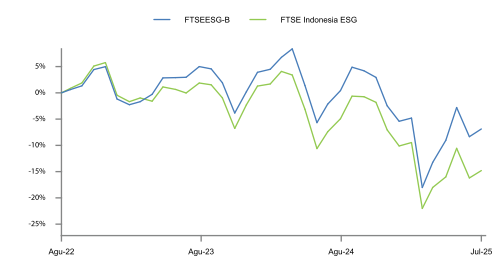
To provide investment returns equivalent to the performance of the FTSE Indonesia ESG Index published by FTSE Russell.

Investment Policy*

Equity Securities : Min. 80%
Money Market and/or Deposit : 0% - 20%

*) Exclude cash and equivalent

Fund Performance



Top Holdings

(In Alphabetical Order)

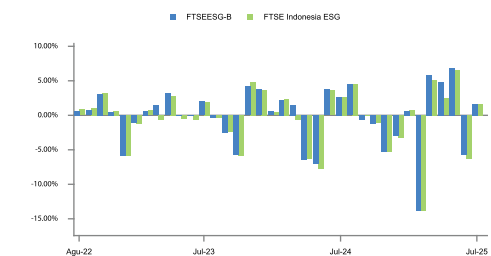
Amman Mineral Internasional	Equity	5,34%
Astra International Tbk	Equity	5,22%
Bank Central Asia Tbk.	Equity	20,87%
Bank Mandiri (Persero) Tbk.	Equity	10,81%
Bank Negara Indonesia (Persero) Tbk.	Equity	3,18%
Bank Rakyat Indonesia (Persero) Tbk.	Equity	17,91%
Barito Pacific Tbk	Equity	3,89%
GoTo Gojek Tokopedia Tbk.	Equity	3,44%
Indofood Sukses Makmur Tbk.	Equity	4,11%
Telkom Indonesia (Persero) Tbk.	Equity	7,41%

Portfolio Allocation*

Equity : 99,46%
Deposit : 0,00%

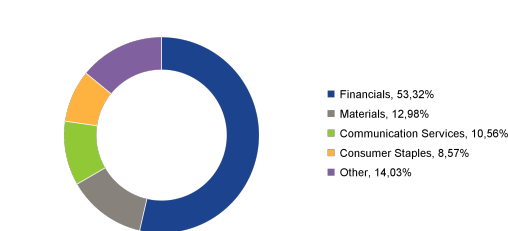
*) Exclude cash and equivalent

Monthly Return



Sector Allocation

(5 Biggest Sector)



Performance - 31 July 2025

	1 Month	3 Months	6 Months	1 Year	3 Years	5 Years	YTD	Since Inception
FTSEESG-B	: 1,60%	2,37%	-2,19%	-7,27%	n.a.	n.a.	-1,55%	-6,88%
Benchmark*	: 1,68%	1,43%	-5,89%	-10,38%	n.a.	n.a.	-5,21%	-14,80%

*FTSE Indonesia ESG

Highest Month

(May 2025)

6,87%

Lowest Month

(February 2025)

-13,90%

This Mutual fund had the highest performance of 6,87% in May 2025 and reached the lowest performance of -13,90% in February 2025.

Market Outlook

In July, JCI rose steadily, printing 9% growth since end of June. The rise was driven by exotic names, while traditional big caps such as banks have remain laggard. Foreign flow has improved compared to the end of June, but has not printed a net positive yet. Despite this, Indonesia has achieved several positive catalysts in the month, including rate cut, US tariff deal, and I-EU CEPA, all of which are believed to drive up the domestic index. The 25bps rate cut by BI came in time to support domestic growth, with a commitment to further boost domestic growth injecting the market with optimism. The new milestone of I-EU CEPA allows 80% of Indonesian goods to enjoy tariff-free access into the EU, with the agreement itself to be signed by September. Lastly, Indonesia has also concluded a deal with the US regarding its tariffs, obtaining a 19% rate from the previous 32%. As a result of all these factors, the market is expecting to see an improvement in Indonesian economy by the 2H25, in the form of improved purchasing power and increased utilisation rate of domestic companies. Purchasing power was driven even further by continued stimulus disbursed in July, amounting to approx. IDR24tn. The US deal also placed Indonesia in a more attractive light relative to peer countries, given that the only country to have a lower US tariff than Indonesia is Japan. Neighboring countries such as Malaysia and Vietnam are hit with 25% and 20% tariffs, and only the Philippines matches Indonesia at 19%.

Fund Bank Account

Citibank N.A., Indonesia

RDI MANDIRI INDEKS FTSE IND ESG

0-810-734-019

DISCLAIMER

INVESTMENT IN MUTUAL FUND CONTAIN RISK. PRIOR TO INVESTING IN MUTUAL FUND, POTENTIAL INVESTOR MUST READ AND UNDERSTAND THE PROSPECTUS. PAST PERFORMANCE DOES NOT GUARANTEE / REFLECT THE FUTURE PERFORMANCE OF THE FUND. FINANCIAL SERVICE AUTHORITY (OJK) NEITHER GIVE ANY STATEMENT TO APPROVE OR REJECT THE SECURITIES NOR EXPRESS THE ACCURACY OR ADEQUACY OF THE CONTENTS OF MUTUAL FUND'S PROSPECTUS. ANY CONTRADICTIONARY STATEMENT SHALL BE LEGAL BREACH. MUTUAL FUND IS A CAPITAL MARKET PRODUCT AND NOT A PRODUCT PUBLISHED BY SELLING AGENT/BANKS THE SELLING AGENT OF THE FUND SHALL NOT RESPONSIBLE FOR ANY CLAIM AND RISKS OF THE MANAGEMENT OF THE MUTUAL FUND'S PORTFOLIO BY INVESTMENT MANAGER.

This product information summary does not replace the Mutual Fund Prospectus and prepared by PT Mandiri Manajemen Investasi only for information needs and does not constitute an offer to buy or sell. All information contained in this document is presented correctly. If necessary, investors are advised to seek professional opinion before making an investment decision. Past performance is not necessarily a guide to future performance and is not also an estimate made to give an indication regarding future performance or trends.

The REKSA DANA INDEKS MANDIRI FTSE INDONESIA ESGJ (the "Fund") has been developed solely by PT MANDIRI MANAJEMEN INVESTASI. The Fund is not in any way connected to or sponsored, endorsed, sold or promoted by the London Stock Exchange Group plc and its group undertakings (collectively, the "LSE Group"). FTSE Russell is a trading name of certain of the LSE Group companies. All rights in the FTSE INDONESIA ESG INDEX (the "Index") vest in the relevant LSE Group company which owns the Index. FTSE Russell is a trade mark of the relevant LSE Group company and is/are used by any other LSE Group company under license. The Index is calculated by or on behalf of FTSE International Limited or its affiliate, agent or partner. The LSE Group does not accept any liability whatsoever to any person arising out of (a) the use of, reliance on or any error in the Index or (b) investment in or operation of the Fund. The LSE Group makes no claim, prediction, warranty or representation either as to the results to be obtained from the Fund or the suitability of the Index for the purpose to which it is being put by PT MANDIRI MANAJEMEN INVESTASI.

PT Mandiri Manajemen Investasi is licensed and supervised by the Indonesia Financial Services Authority (Otoritas Jasa Keuangan) and every product offering is conducted by officers who are registered and supervised by the Indonesia Financial Services Authority (Otoritas Jasa Keuangan)

PT Mandiri Manajemen Investasi

Menara Mandiri 2 Lantai 15, Jl. Jend. Sudirman Kav. 54-55
Jakarta 12190, Indonesia Call Center: (021) 526 3505



Mandiri investasi



Mandiri.investasi



Mandiri Investasi

Further information and Fund Prospectus can be accessed through our site www.mandiri-investasi.co.id

