



# Mandiri Investa Equity Dynamo Factor

## Equity Fund

NAV/Unit IDR 961,72

Reporting Date  
31 July 2025

Effective Statement  
S-255/D.04/2013

Effective Date  
29 August 2013

Custodian Bank  
Bank Citibank

Inception Date  
19 November 2013

AUM  
IDR 15,75 Billion

Currency  
Indonesian Rupiah (IDR)

Pricing Frequency  
Daily

Minimum Initial Investment  
IDR 50.000

Number of Offered Units  
2.000.000.000 (Two Billion)

Management Fee  
Max. 3,75% p.a

Custodian Fee  
Max. 0,15% p.a

Subscription Fee  
Min. 1% & Max. 2%

Redemption Fee  
Max. 1% (≤ 1 year) 0% (> 1 year)

Switching Fee  
Max. 1%

ISIN Code  
IDN000168507

Bloomberg Code  
MIEDFAI : U

### Benefits Of Mutual Fund

- Professional management
- Investment diversification
- Investment value growth potential
- Easy investment disbursement

### Main Risk Factor

- Risk of Deteriorating Economic and Political Condition
- Risk of Default
- Risk of Liquidity
- Risk of Diminishing of NAV of each participation unit
- Risk of Dissolution and Liquidation
- Risk of Market
- Risk of Electronic Media Transaction

### Investment Period

< 3

3 - 5

> 5

> 5 : Long Term

### Risk Period

High

### Description

MIEDF Fund investing in Equity with Long Term and categorized High Risk. This Mutual fund's Portfolio carries various risks for investor.

### Information on Mutual Fund Ownership

Confirmation letter for subscription, redemption and switching of mutual funds are valid legal proof of mutual fund ownership issued and delivered by the custodian bank. In case there is Securities Ownership (AKSES) facility, Participation Unit Holders could see Mutual Fund ownership through KSEI Akses webpage, <https://akses.ksei.co.id/>.

## About Mandiri Investasi

PT Mandiri Manajemen Investasi (Mandiri Investasi) is a separate subsidiary of PT Mandiri Sekuritas established in October 26, 2004. PT Mandiri Sekuritas is Indonesia's leading investment bank and a subsidiary of PT Bank Mandiri (Persero) Tbk., the country's largest stateowned Bank. Mandiri Investasi and/or its predecessors have been managing investment portfolios since 1993, with Business License Number: No. Kep-11/PM/MI/2004. Mandiri Investasi is one of the Indonesia's largest domestic mutual fund with total assets under management totaling Rp 44,15 Trillion (as of 31 July 2025).

## Custodian Bank

Citibank, N.A. has received approval as a Custodian Bank in the Capital Markets sector based on the Decree of the Chairman of the Capital Market Supervisory Agency No. KEP-91/PM/1991 dated October 19, 1991, therefore registered with and supervised by the Financial Services Authority (OJK).

## Investment Objective

To provide optimal long term capital appreciation primarily through investing in listed Indonesian equities.

## Investment Policy\*

Equity Securities : 80% - 100%  
Debt Securities and/or Money Market and/or Deposit : 0% - 20%

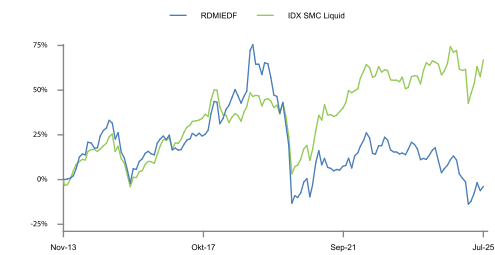
\*) Exclude cash and equivalent

## Portfolio Allocation\*

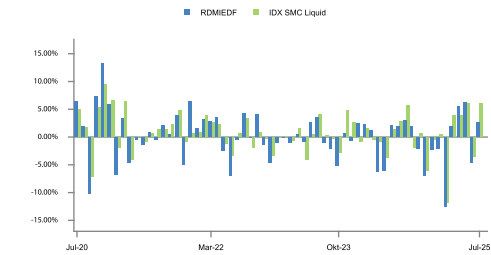
Equity : 91,25%  
Deposit : 0,00%

\*) Exclude cash and equivalent

## Fund Performance



## Monthly Return



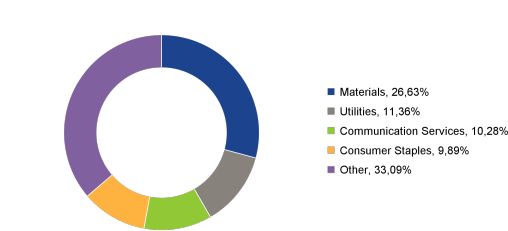
## Top Holdings

(In Alphabetical Order)

Aneka Tambang Tbk.	Equity	4,33%
Ciptura Development Tbk	Equity	2,86%
Indah Kiat Pulp & Paper Tbk	Equity	2,59%
Medikaloka Hermina Tbk.	Equity	5,63%
Merdeka Battery Materials Tbk.	Equity	4,21%
Merdeka Copper Gold Tbk.	Equity	5,25%
Pertamina Geothermal Energy Tbk.	Equity	4,67%
Perusahaan Gas Negara Tbk	Equity	6,69%
Surya Semesta Internusa Tbk	Equity	2,93%
XL Axiata Tbk.	Equity	4,64%

## Sector Allocation

(5 Biggest Sector)



## Performance - 31 July 2025

	1 Month	3 Months	6 Months	1 Year	3 Years	5 Years	YTD	Since Inception
RDMIEDF	: 2,57%	3,86%	-2,50%	-10,95%	-15,76%	-2,46%	-4,57%	-3,83%
Benchmark*	: 6,03%	8,55%	3,33%	1,24%	5,68%	42,64%	3,75%	67,01%

Since July 2025 until now the benchmark is IDX SMC Liquid  
Since November 2013 - June 2025 the benchmark was JCI

Highest Month	(January 2019)	15,19%
Lowest Month	(March 2020)	-27,30%

This Mutual fund had the highest performance of 15,19% in January 2019 and reached the lowest performance of -27,30% in March 2020.

## Market Outlook

In July, JCI rose steadily, printing 9% growth since end of June. The rise was driven by exotic names, while traditional big caps such as banks have remain laggard. Foreign flow has improved compared to the end of June, but has not printed a net positive yet. Despite this, Indonesia has achieved several positive catalysts in the month, including rate cut, US tariff deal, and I-EU CEPA, all of which are believed to drive up the domestic index. The 25bps rate cut by BI came in time to support domestic growth, with a commitment to further boost domestic growth injecting the market with optimism. The new milestone of I-EU CEPA allows 80% of Indonesian goods to enjoy tariff-free access into the EU, with the agreement itself to be signed by September. Lastly, Indonesia has also concluded a deal with the US regarding its tariffs, obtaining a 19% rate from the previous 32%. As a result of all these factors, the market is expecting to see an improvement in Indonesian economy by the 2H25, in the form of improved purchasing power and increased utilisation rate of domestic companies. Purchasing power was driven even further by continued stimulus disbursed in July, amounting to approx. IDR24tn. The US deal also placed Indonesia in a more attractive light relative to peer countries, given that the only country to have a lower US tariff than Indonesia is Japan. Neighboring countries such as Malaysia and Vietnam are hit with 25% and 20% tariffs, and only the Philippines matches Indonesia at 19%.

### Fund Bank Account

Citibank N.A., Indonesia  
RD MDR INVESTA EQUITY DYNAMO FACTOR  
0-810-260-009

Bank Mandiri Jakarta Bursa Efek Jakarta  
REKSA DANA MANDIRI INVESTA EQUITY DYNAMO FACTOR  
104-000-4509266

### DISCLAIMER

INVESTMENT IN MUTUAL FUND CONTAIN RISK. PRIOR TO INVESTING IN MUTUAL FUND, POTENTIAL INVESTOR MUST READ AND UNDERSTAND THE PROSPECTUS. PAST PERFORMANCE DOES NOT GUARANTEE / REFLECT THE FUTURE PERFORMANCE OF THE FUND. FINANCIAL SERVICE AUTHORITY (OJK) NEITHER GIVE ANY STATEMENT TO APPROVE OR REJECT THE SECURITIES NOR EXPRESS THE ACCURACY OR ADEQUACY OF THE CONTENTS OF MUTUAL FUND'S PROSPECTUS. ANY CONTRADICTION STATEMENT SHALL BE LEGAL BREACH. MUTUAL FUND IS A CAPITAL MARKET PRODUCT AND NOT A PRODUCT PUBLISHED BY SELLING AGENT/BANKS THE SELLING AGENT OF THE FUND SHALL NOT RESPONSIBLE FOR ANY CLAIM AND RISKS OF THE MANAGEMENT OF THE MUTUAL FUND'S PORTFOLIO BY INVESTMENT MANAGER. This product information summary does not replace the Mutual Fund Prospectus and prepared by PT Mandiri Manajemen Investasi only for information needs and does not constitute an offer to buy or sell. All information contained in this document is presented correctly. If necessary, investors are advised to seek professional opinion before making an investment decision. Past performance is not necessarily a guide to future performance and is not also an estimate made to give an indication regarding future performance or trends.

PT Mandiri Manajemen Investasi is licensed and supervised by the Indonesia Financial Services Authority (Otoritas Jasa Keuangan) and every product offering is conducted by officers who are registered and supervised by the Indonesia Financial Services Authority (Otoritas Jasa Keuangan)

PT Mandiri Manajemen Investasi  
Menara Mandiri 2 Lantai 15, Jl. Jend. Sudirman Kav. 54-55  
Jakarta 12190, Indonesia Call Center: (021) 526 3505

Mandiri investasi Mandiri.investasi Mandiri Investasi

Further information and Fund Prospectus can be accessed through our site [www.mandiri-investasi.co.id](http://www.mandiri-investasi.co.id)

